

Take a fresh look at savings

Purchase 2 or more eligible GE Café™ Kitchen appliances March 29, 2010 – June 27, 2010 from a participating authorized GE Retail Dealer and receive a Visa® prepaid card valued up to \$500* – via mail in fulfillment. See details below. This rebate cannot be combined with any other GE Rebate.

How to get your rebate from GE

1. Complete ALL Information – including serial number for each product. Incomplete forms will not be processed.
2. Include the retail invoice or sales slip (photocopy acceptable) which shows the model number and date of purchase.

3. Mail no later than July 26, 2010 to:

**Dept 23887-WF
P.O. Box 540009
El Paso, TX 88554-0009**

**Allow 8-10 weeks to
receive your rebate card.**

Store Name/Purchase Location **23887-WF**

Address _____

City _____

State _____ Zip _____

Month _____ Day _____ Year _____

I represent that on _____, _____, _____ 2 or more new GE Café appliances (check all model numbers to the right) were sold to the consumer listed below for personal use and not for resale.

Consumer's Name _____

Address _____

City _____

State _____ County _____ Zip _____

Phone _____

E-Mail Address _____

By providing your email address we will notify you when your rebate claim has been received via email.

Rebate must be redeemed on appliances purchased for personal use. Multiple sales to apartments, builders, condominiums, subdivisions and wholesalers do not qualify. **Purchases from Best Buy are not eligible for this rebate promotion.** One GE Café Kitchen Package Rebate per household.

Offer void where prohibited, taxed, or restricted by law. Not transferable or redeemable for cash. **CERTIFICATE MUST BE POSTMARKED NO LATER THAN JULY 26, 2010. LATE SUBMISSIONS WILL NOT BE ACCEPTED!** This form must accompany your request. Omission of sales receipt or any other information will delay processing; we will return all materials to be resubmitted with complete documentation. Please DO NOT USE STAPLES, TAPE, PAPER CLIPS, etc. when sending your information. Please allow eight to ten weeks from the time the redemption form is received for delivery of rebate card.

* \$100–Purchased 2 eligible appliances \$500–Purchased 4 eligible appliances
 \$300–Purchased 3 eligible appliances

Keep a record of when you mailed this certificate and the 800# to call. If not received after ten weeks, **check online @ www.sendmemyrebate.com** or call **1-800-871-8893** Monday through Friday from 9:00 AM to 5:00 PM Eastern Time.

Your card is issued by MetaBank pursuant to a license from Visa U.S.A. Inc. This card is a Visa prepaid card. Each time you use the card the amount of the transaction will be deducted from the amount of your available balance. Terms and Conditions apply to the card, including a \$1.50 ATM access fee each time the card is used at a cash dispensing machine. The operator of the ATM or any network utilized to effect the transaction may also impose a fee. Subject to applicable law, a monthly maintenance fee of \$3 (USD) applies, but is waived for the first six months after the card is issued. No additional fees will be assessed once the card balance reaches zero. Cards can be used at merchants that accept Visa debit cards. GE reserves the right to substitute a check of equal value in lieu of a Visa prepaid card at its sole discretion.

I/we hereby understand and accept the above requirements for receipt of the Visa prepaid card rebate and I/we represent that all information provided on this document is accurate and not falsified.

Customer Signature _____ Date _____

Please mark appliances purchased

GE Café

- CS980 CV936 CSHS5U CDWT980
 C2S980 CVM2072 CSHS6U
 CGS980 CFCP1N CSCP5U

You are required to enter a serial number below. If you have not taken delivery of your appliance and do not expect to receive prior to July 26, 2010, please forward your claim now without serial number. You will be notified via postcard once we process your claim that we need your serial numbers. When you have your serial numbers, call 1-800-871-8893 for the claim to be processed.

Serial Number _____

Serial Number _____

Serial Number _____

Serial Number _____

Serial Number _____



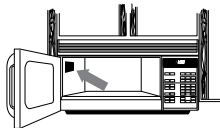
Did you remember to:

- Include the serial number
- List the correct model number
- Include a copy of the invoice or sales receipt
- Sign the redemption certificate
- Do not remove the tag from the appliance

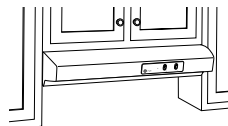
Sample model and serial number tag:



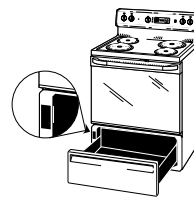
How to locate the model and serial numbers on your appliance to get your rebate:



**Over-the-Range
Microwave Ovens**
Left wall (open door)



Vent Hoods
Inside left wall.




**Free-Standing
Ranges**
Lower left corner
(open drawer/panel)



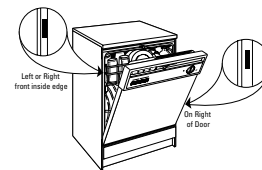
**Slide-in/Drop-in
Ranges**
Lower left corner
(open door)



**Bottom-Freezer
Refrigerators**
Left wall in freezer
(open drawer)



**Side-By-Side
Refrigerator**
Inside ceiling or bottom
right corner (open door)



Dishwashers
Left or right front inside
edge or on right of door